


Protection and restoration of exposed concrete.

SA method keeps and protects the texture of concrete, and restores concrete beautifully. SA method provides couth textures with processes from surfaces to finishes on new construction and reforming.


## Concept

1. High Durability and Stain Resistance clear protection system  
Making use of good texture of exposed concrete or substrates
2. Foundation Method  
Revising a color of the substrates wholly.
3. Gradation Method  
Preparing any defects , and repairing the deterioration on the surface.
4. Foundation & Gradation Method  
For the concrete with wholly damaged by aged deterioration etc.  
Repairing parts of deterioration, adjusting deteriorations, and revising whole color.


## PROCESS



1. Before Application




2. Surface Preparation




3. Undercoating



4. Foundation Method



5. Top Coating



6. After Application

■ Clear finish can be available without foundation method when applying on good exposition.

# KIKUSUI SA METHOD

## EXAMPLES

### 1. GRADATION METHOD




Before



After

### 2. FOUNDATION & GRADATION METHOD



Before



After

## PACKAGE

- |  |              |
|--|--------------|
| ■ AQUA VEIL 500 (Permeable Water Absorption Inhibitor)             | NET 16kg/CAN |
| ■ AQUA VEIL 1000 (Water-Based Silicone 30% Gloss/Protective Clear) | NET 15kg/CAN |
| ■ AQUA VEIL 1500 (Water-Based Silicone Matt /Protective Clear)     | NET 15kg/CAN |
| ■ AQUA VEIL 3000 (Water-Based Fluorine 30% Gloss/Protective clear) | NET 15kg/CAN |
| ■ AQUA VEIL 3500 (Water-Based Fluorine Matt /Protective clear)     | NET 15kg/CAN |

\*Secondary materials are prepared in addition to above products